

Paddock Elementary Learning Packet

Kindergarten

Day One

English Language Arts

- ☐ Sight word practice: can, and
- ☐ Phonics: CVC words
- ☐ Writing prompt: My favorite food is _____.
- ☐ Reading passage: *A Little Bird* with comprehension questions

Math

- ☐ Complete 7.6 Reteach Sheet (directions are at the bottom of the page)
- ☐ Complete 9.1 Reteach Sheet (directions are at the bottom of the page)

Science


- ☐ Help students start create their weather journal.

Name: _____

Number of Letters: _____

Number of Consonants: _____

Number of Vowels: _____



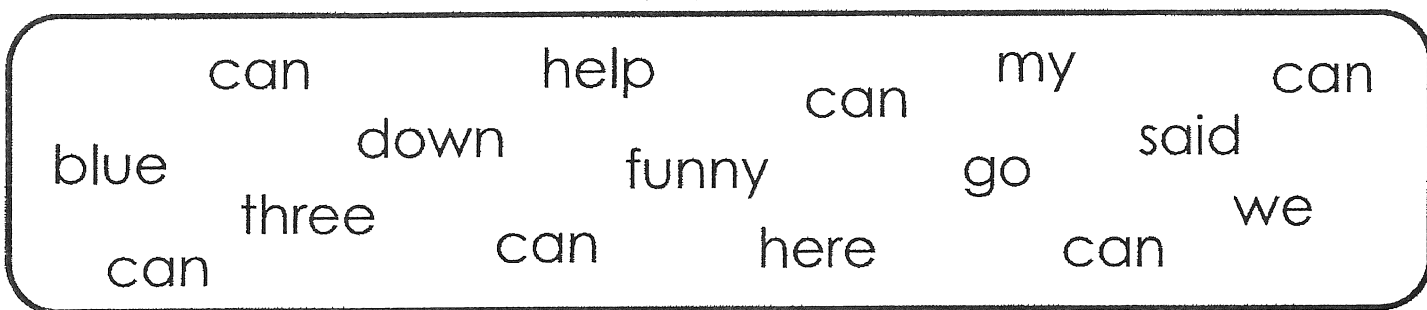
Read

Trace

Write

can can

Find the Word



Write the Word

--	--	--	--	--	--	--	--	--

Circle the Word in the Sentence

I can write my name.

Trace the Bubble Word and Color

can

can

Name: _____

Number of Letters: _____

Number of Consonants: _____

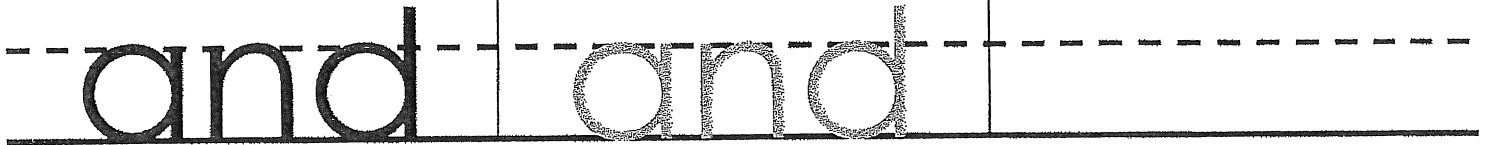
Number of Vowels: _____



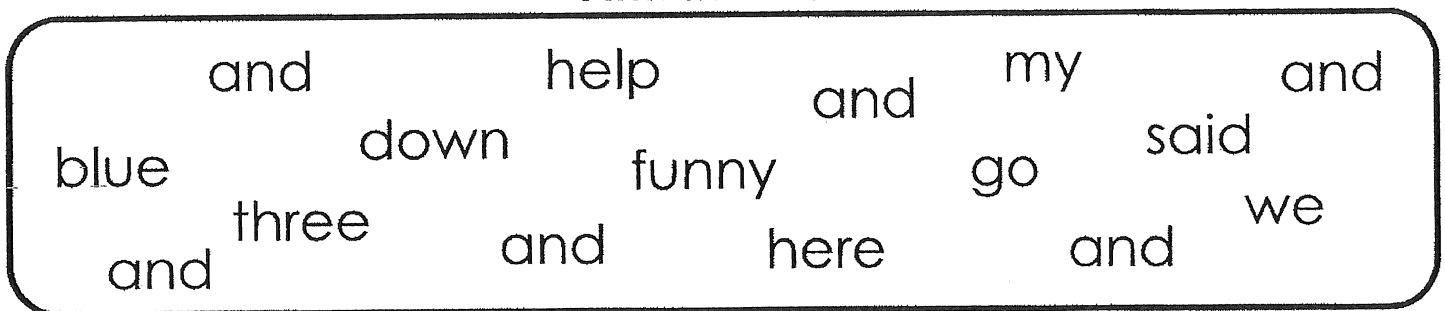
Read

Trace

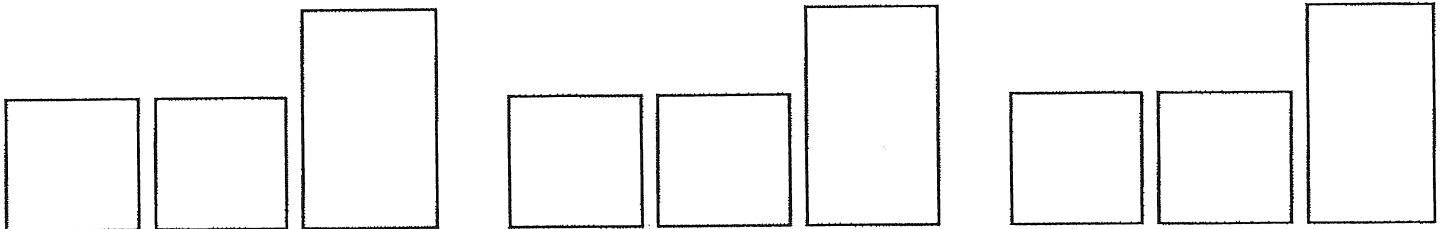
Write



Find the Word



Write the Word



Circle the Word in the Sentence

The dog ate his food and drank his water.

Trace the Bubble Word and Color

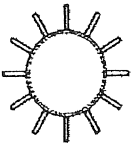
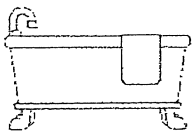

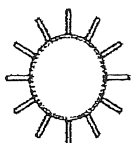












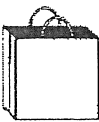

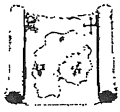







Name: _____

CVC

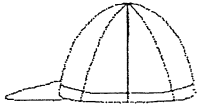


Circle the picture that goes with the word.

bug	sun
  	  
tub	run
  	  
bag	cap
  	  
map	sad
  	  

Name: _____


Write the vowels.



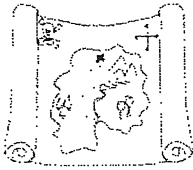
c p



l p



c t




m p




h n



c t



r p




n t

Name: _____ Date: _____


Today is: Monday Tuesday Wednesday Thursday
Friday Saturday Sunday

What is your favorite food?


burger




pizza



hotdog



soup



Draw a Picture

©Teaching Bill Fizz Cend 2016

My favorite food is _____

☆ I used capital letters. ☆ I used spaces. ☆ I used punctuation.


Name _____

Reading Comprehension

Read the short passage and answer the questions.

A Little Bird

I see a bird in the bush.
The bird is very little.
It is blue. The bird is
looking for a worm.



1. What do I see?

2. What color is it?

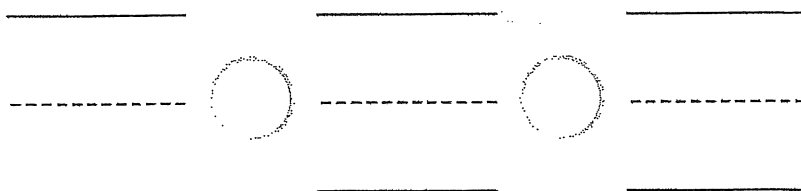
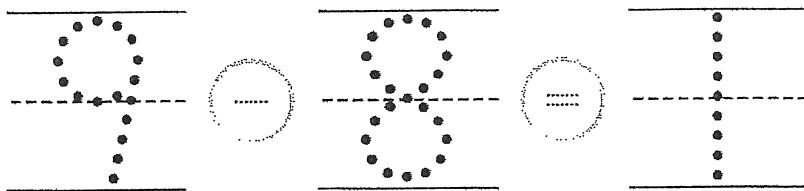
3. What is it looking for?

Name _____

Reteach to Build
Understanding
7-6



$$7 - 3 = 4$$

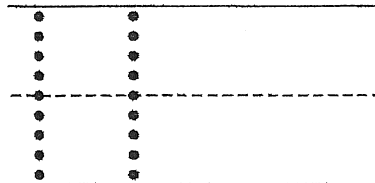



Directions Say: ★ When you **subtract**, some objects are taken away from a group. These counters show subtraction. How many counters are taken away from the group? So, 3 counters are subtracted from 7 counters. Draw a circle around the number that is being subtracted; 2 Look at the picture. How many counters are there in all? How many counters are being subtracted? Write the numbers, the minus sign, and the equal sign to make an equation that tells how many counters are left; 3 Write an equation that tells how many counters are left. **On the Back!** Have students draw a picture to show subtraction, and then write an equation that tells how many are left.

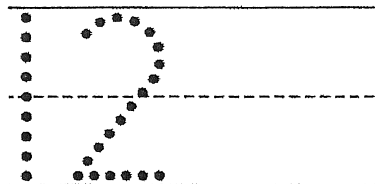

Name _____

Reteach to Build
Understanding
9-1


1




2



3



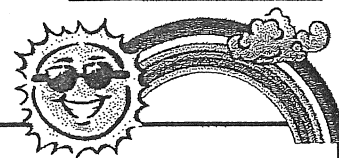
4





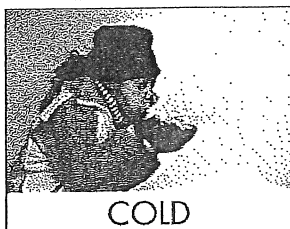
Directions Say: ★ Look at the group of carrots. Let's count them together. There are **eleven** carrots. Eleven is a group of ten and one more. Practice writing the number that tells how many; ② Let's count the group of bananas. There are 12 bananas. Twelve is a group of ten and two more. Practice writing the number that tells how many; ③ How many tomatoes are there? Write the number that tells how many; ④ How many apples are there? Write the number that tells how many. **On the Back!** Have students draw groups of 11 or 12 objects, and then practice writing the number that tells how many.

Name _____ Date _____

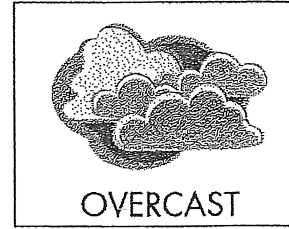



Student Weather Journal




Temperature



Clouds



Wind



The wind is blowing from the:




NORTH

SOUTH

EAST


WEST

Precipitation



Name _____ Date _____

Student Weather Journal




Clothing I wore today

What I did outside today



What I predict for tomorrow



Day Two

English Language Arts

- ☐ Sight word practice: big, for
- ☐ Phonics: CVC words
- ☐ Writing prompt: My favorite season is _____.
- ☐ Reading passage: *My Friend* with comprehension questions

Math

- ☐ Complete 7.7 Reteach Sheet (directions are at the bottom of the page)
- ☐ Complete 9.2 Reteach Sheet (directions are at the bottom of the page)

Science

- ☐ Help students Read Weather Book

Name: _____

Number of Letters: _____

Number of Consonants: _____

Number of Vowels: _____



Read

Trace

Write

big

big

Find the Word

three

help

funny

my

big

blue

big

big

go

said

we

down







here

big

big

big

Write the Word



Circle the Word in the Sentence

I made a big snowman.

Trace the Bubble Word and Color

big

big

Name: _____

Number of Letters: _____

Number of Consonants: _____


Number of Vowels: _____



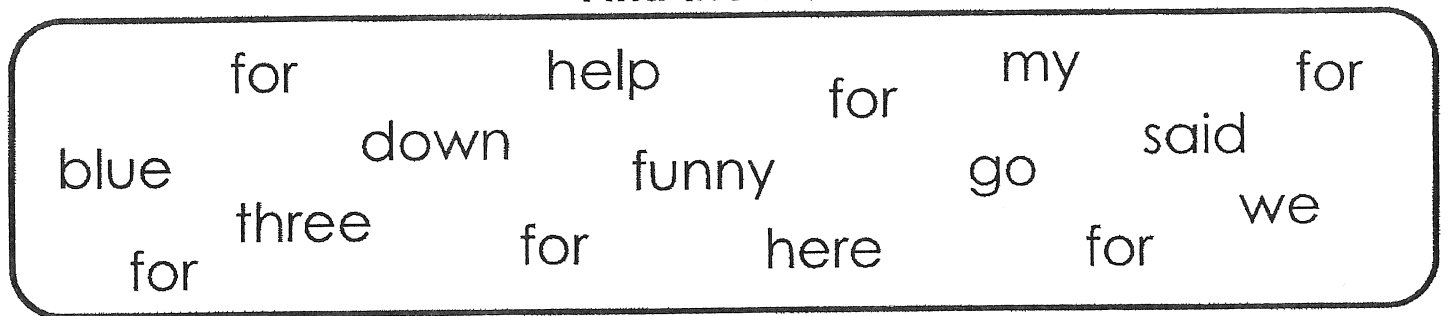
Read

Trace

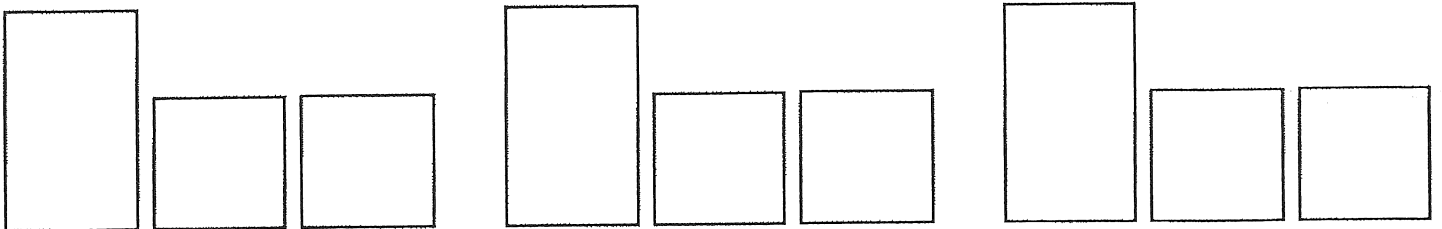
Write



Find the Word



Write the Word



Circle the Word in the Sentence

I have a gift for you.

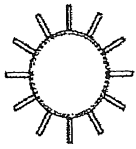
Trace the Bubble Word and Color

for

for

Name: _____

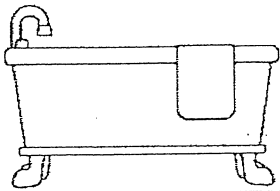
Circle the correct word



set

sun

slug



tub

ton

tap



bin

bat

bug



mug

men

mop



rig

run

rip



cup

crop

cap



bag

bug

bat



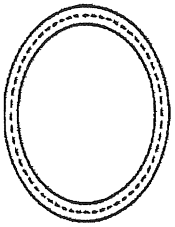

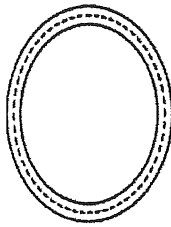
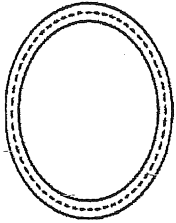
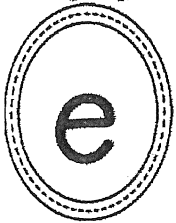
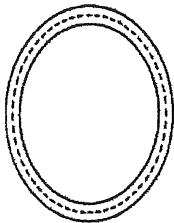

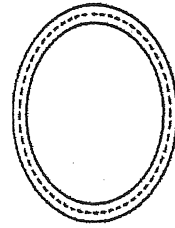
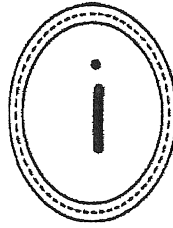
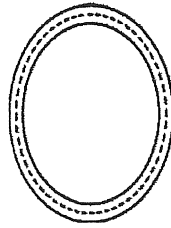
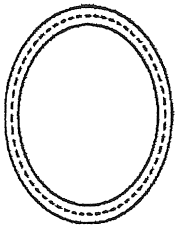

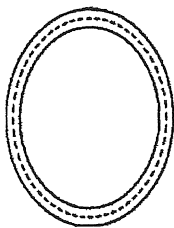
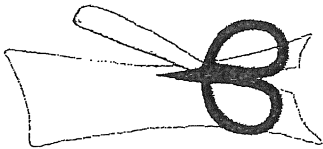
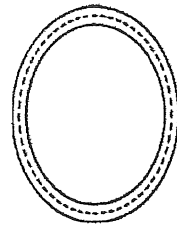
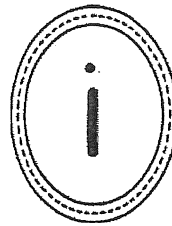
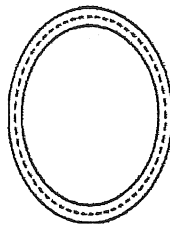

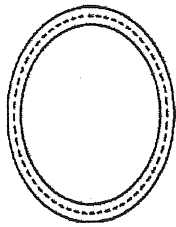
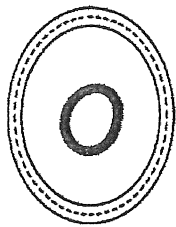
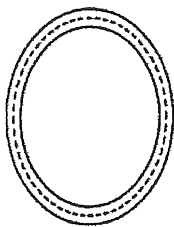

sun

sad

song

Name: _____


Write the letters in the circles that spell the words.



Name: _____ Date: _____

Today is: Monday Tuesday Wednesday Thursday
Friday Saturday Sunday

What is your favorite season?



Draw a Picture

©Teaching Bill Fizz Cend 2016

My favorite season is _____

☆ I used capital letters. ☆ I used spaces. ☆ I used punctuation.

Name _____

Reading Comprehension

Read the short passage and answer the questions.

My Friend

My friend's name is Ben.
Ben is a great friend. He is
five years old. Ben plays
soccer. We have so much
fun together!



1. What is my friend's name?

2. How old is he?

3. What does he play?

Name _____

Refeach to Build
Understanding

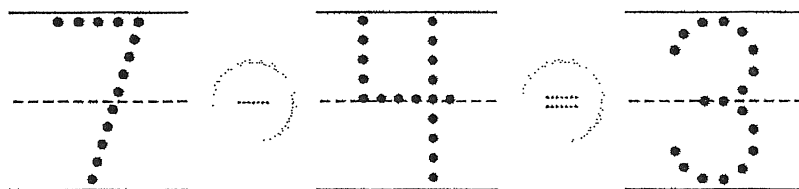

7-7

1




$$4 - 2 = \underline{\hspace{2cm}}$$

2



3



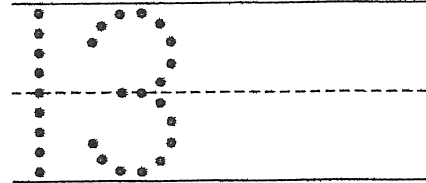

Directions Say: 1 A subtraction equation uses a minus sign to **subtract** and an equal sign to show how many are left. Complete the equation that tells how many are left. $4 - 2 = 2$ is a subtraction equation because it uses the minus sign to subtract and the equal sign to show how many are left; 2 Listen to this story: There are 7 carrots in a bag. Casey eats 4 carrots. How many carrots are left? You can draw a picture to show what is happening. Draw 7 cubes to show how many there are in all. Mark an X on 4 cubes to show how many are being subtracted. The cubes that are NOT marked with an X tell you how many are left. Write an equation that matches the problem. 3 Have students listen to the story, draw a picture to show what is happening, write an equation, and then explain their work. Say: There are 9 carrots in a bag. Pete eats 6 carrots. How many carrots are left? **On the Back!** Have students draw a picture to show what is happening in the equation $5 - 2 = 3$.

Name _____

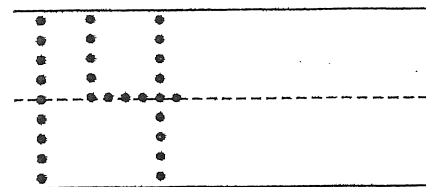
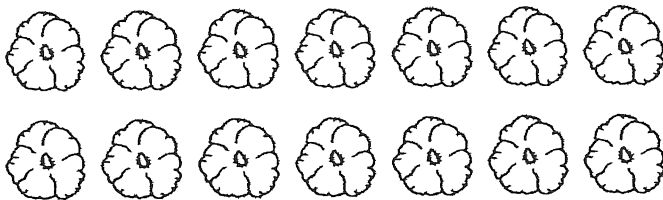
Reteach to Build Understanding

9-2

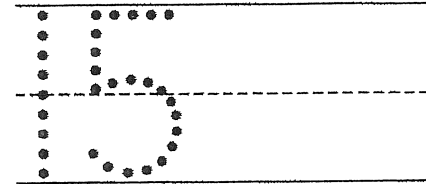

1



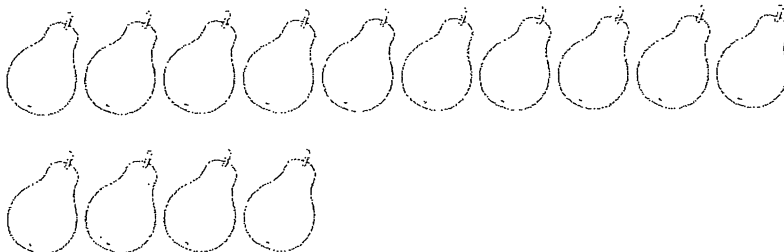
2




3



4



5




Directions Say: ★ Look at the butterflies. Let's count them. There are **thirteen** butterflies. Practice writing the number 13; ♡ Let's count the flowers. There are 14 flowers. Practice writing the number 14; ⚙ Let's count the trees. There are 15 trees. Practice writing the number 15; ♡ How many pears are there? Write the number that tells how many; 🖐 How many peaches are there? Write the number that tells how many. **On the Back!** Have students draw a picture to show a group of 15 objects, and then practice writing the number that tells how many.

The Weather


A Science A-Z Earth Series

Word Count: 95



 **Science a-z**

Visit www.sciencea-z.com

 **Science a-z**

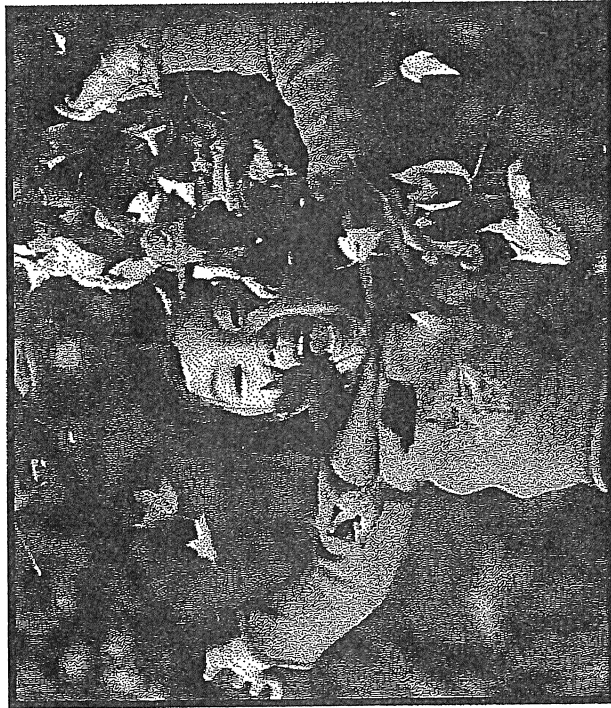
The Weather



Written by Kira Freed

www.sciencea-z.com

The Weather



Written by Kira Freed

www.sciencea-z.com

KEY ELEMENTS USED IN THIS BOOK
The Big Idea: Every student has personal experience with weather of some kind. This book helps students explore the many different aspects of weather, including temperature, wind, clouds, precipitation, and storms. We often select activities, clothing, and a place to live on the basis of weather. Understanding the weather can also prepare us to take precautions that will keep us safe in the event of severe weather.
Key words: clouds, cold, cool, fall, hot, lightning, rain, seasons, snow, spring, storms, summer, thunder, warm, weather, wind, winter
Key comprehension skill: Identify Facts
Other suitable comprehension skills: Compare and contrast; classify information; main idea and details; elements of a genre; interpret graphs, charts, and diagrams
Key reading strategy: Visualize
Other suitable reading strategies: Connect to prior knowledge; ask and answer questions; summarize

Photo Credits:

Front cover: © iStockphoto.com/Judy Barranco; back cover, page 5 (bottom): © iStockphoto.com/DigitalSkills; title page, page 10 (bottom left): © iStockphoto.com/Kyu Oh; pages 3 (top), 4 (bottom), 6 (left), 10 (top right): © iStockphoto.com/Daniel Bendy; page 3 (bottom): © iStockphoto.com/Greg Nicholas; page 3 (inset): © iStockphoto.com/Yenwen Lu; page 4 (top): © iStockphoto.com/Kris Hanks; pages 4, 5 (inset): © iStockphoto.com/Bubaone; page 5 (top): © iStockphoto.com/Ludiano Mortula; page 6 (right): © iStockphoto.com/Justin Horrocks; page 7: © Pantus Edenberg/Lucky Oliver; page 8 (top): © iStockphoto.com/Jaymasi; page 8 (bottom): © iStockphoto.com/Ben Klaus; page 9: © Jupiterimages Corporation; page 10 (top left): © iStockphoto.com/Sean Locke; page 10 (bottom right): © iStockphoto.com/George M. Muresan

Reading Levels	
Learning A-Z	F
Lexile	240L
Correlations	
Fountas and Pinnell*	F


*Correlated Independent reading level



Weather is all around us.

Weather changes all the time.



3



The weather can be hot.


The weather can be warm.

4



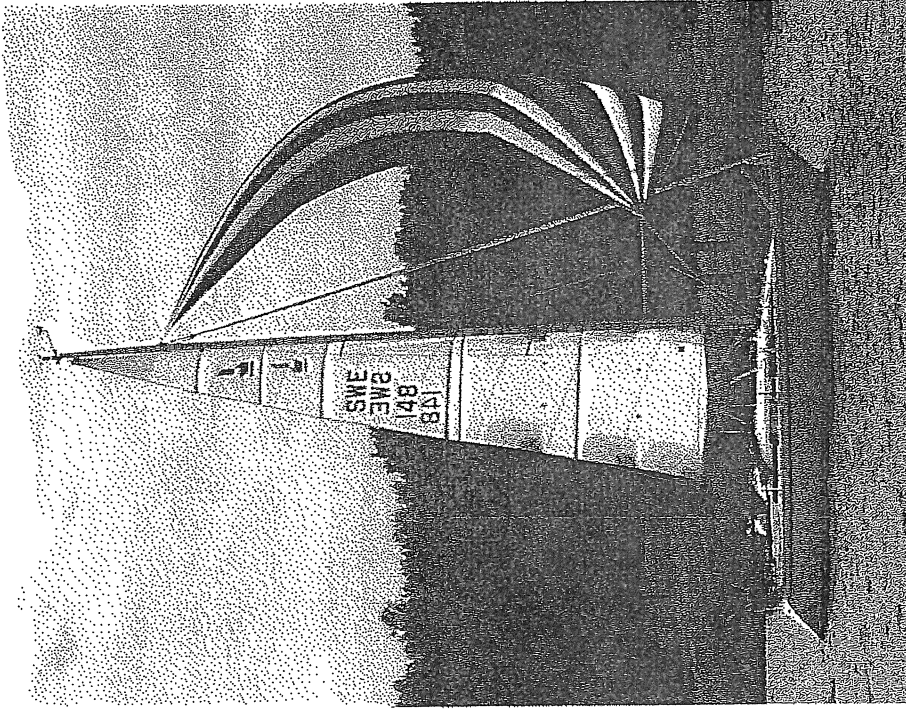
The weather can be cool.

The weather can be cold.



Some days the weather
is clear.

Some days the sky
has clouds.



Wind

Wind is moving air.

Wind can blow softly.

Wind can blow hard, too.



Rain

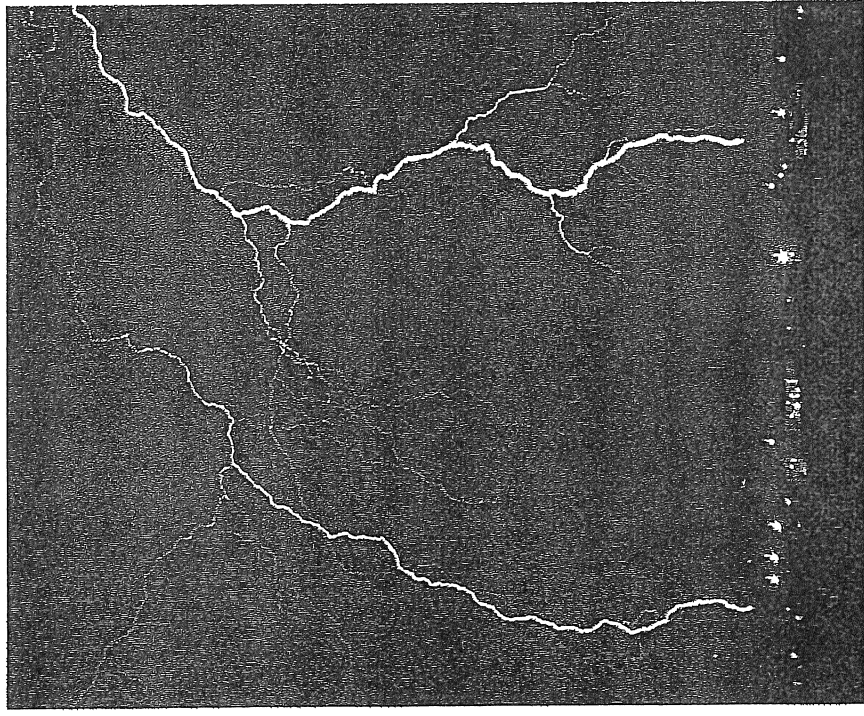


Snow

Weather can bring rain.

Weather can bring

snow, too.



Rain, wind, and lightning

Sometimes weather brings storms.

Some storms bring lightning and thunder.



The weather changes with the seasons.

There are four seasons: spring, summer, fall, and winter.

What is the weather like today?

Day Three

English Language Arts

- ☐ Sight word practice: away
- ☐ Phonics: CVC words
- ☐ Writing prompt: I can help _____.
- ☐ Reading passage: *Timmy* with comprehension questions

Math

- ☐ Complete 8.2 Reteach Sheet (directions are at the bottom of the page)
- ☐ Complete 9.3 Reteach Sheet (directions are at the bottom of the page)

Science

- ☐ Cut out and sort weather vocab cards and Weather image cards

Name: _____

Number of Letters: _____

Number of Consonants: _____

Number of Vowels: _____



Read

Trace

Write

away away

Find the Word

away help away away
away away funny go said
blue three down here we away

Write the Word

--	--	--	--

--	--	--	--

Circle the Word in the Sentence

The balloon floated away from the house.

Trace the Bubble Word and Color

away

away

Name: _____

Unscramble the CVC words and write them.

1. nca

1

2. etn

2

3. ilp

3

4. pca

4

5. tac

5

6. apm

6

7. nhe

7

8. irp

8

9. tcu

9

CvC

Name: _____


Read the story mark the CvC words.

Sam ran into the house to see Mom. She was cooking a ham. Sam said he was hungry. Mom said he can have ham for dinner. Sam put on his cap and went outside to play in the sun with his pet dog until dinner.

Write 5 CvC words from the story.

1.
2.
3.
4.
5.

Draw a picture of something in the story in the box.




Name: _____ Date: _____

Today is: Monday Tuesday Wednesday Thursday
Friday Saturday Sunday

What can you do to help around the house?

sweep the floor




mop the floor




wash the dishes



fold the laundry



Draw a Picture



©Teaching Bill Fizz Cend 2016

I can help _____

☆ I used capital letters. ☆ I used spaces. ☆ I used punctuation.

Name: _____


Reading Comprehension

Directions: Read the text 3 times for fluency and color the stars.


Timmy likes to play football.

He will play with Max.

They will play at the park.



1. Check the picture that matches the story.



2. Timmy will play with _____.

3. Where will they play?

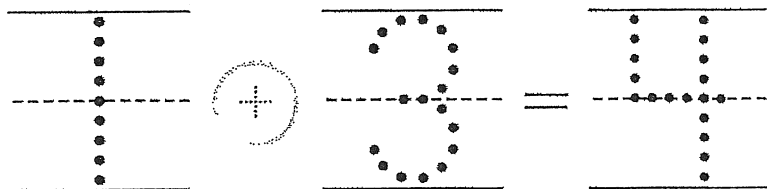
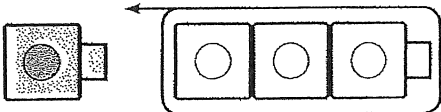
Name _____

Reteach to Build
Understanding
8-2

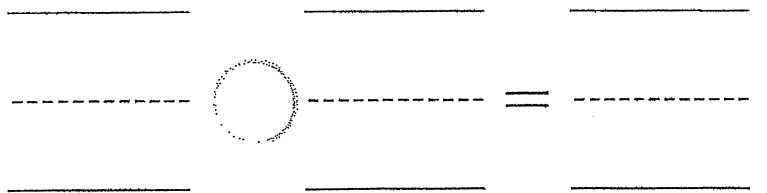
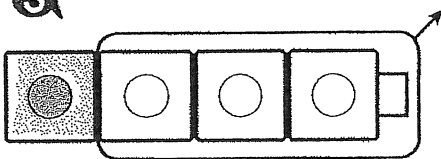
★ $2 + 2 = 4$

$4 - 2 = 2$

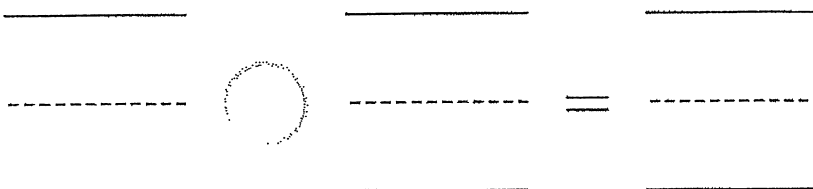
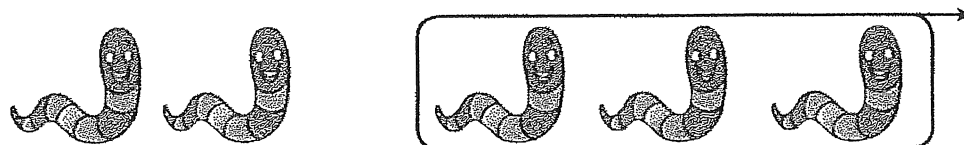
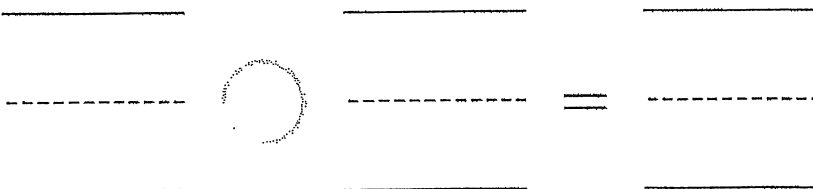

2



3



4






Directions Say: ★ Addition and subtraction are math **operations**. How are the equations alike? How are they different? These equations are related facts. Draw a circle around the operation that shows addition. Mark an X on the operation that shows subtraction; 2 You can use connecting cubes to help you write related facts. Look at the picture. Which operation is shown, addition or subtraction? How do you know? Use cubes to model the addition, and then write an equation to match; 3 Use cubes to model the operation shown, and then write an equation to match. This equation and the equation in Item 2 are related facts. 4 Have students listen to the story and use connecting cubes to help act out the story to choose an operation. Then have them complete the equations to tell the related facts. Say: 2 worms are in a group. 3 more join them. How many worms are there in all? Then say: 5 worms are in a group. 3 leave the group. How many worms are left? **On the Back!** Have students write an addition and related subtraction fact.

Name _____

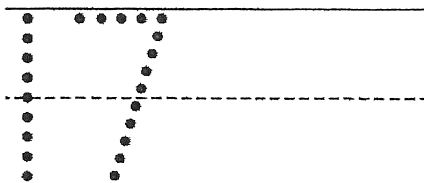

Reteach to Build
Understanding

9-3


1



2



3




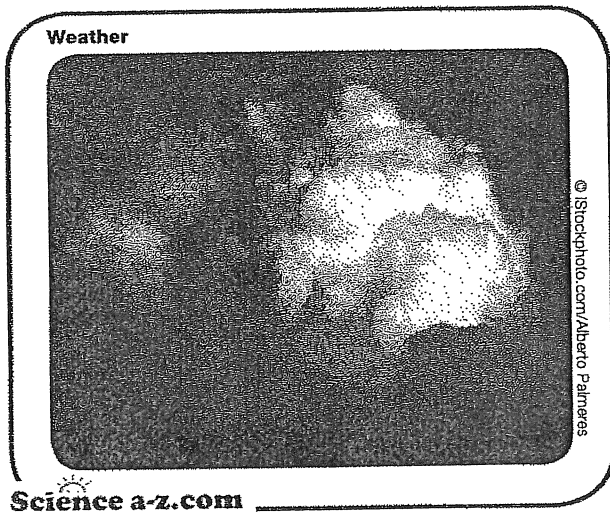



4



Directions ★ Look at the dogs. Let's count them. There are **sixteen** dogs. Practice writing the number 16; 2 Let's count the cats. There are 17 cats. Practice writing the number 17; 3 How many rabbits are there? Write the number that tells how many; 4 How many carrots are there? Write the number that tells how many. **On the Back!** Have students draw a picture to show a group of 16 or 17 objects, and then practice writing the number that tells how many.

Cut or Fold



Cut or Fold

Weather



© iStockphoto.com/Kyu Oh

Science a-z.com


Weather

fall

2

Science a-z.com

Weather



© Jupiterimages Corporation

Science a-z.com


Weather

fog

3

Science a-z.com

Weather



© iStockphoto.com/Lisa F. Young

© Jupiterimages Corporation

Science a-z.com

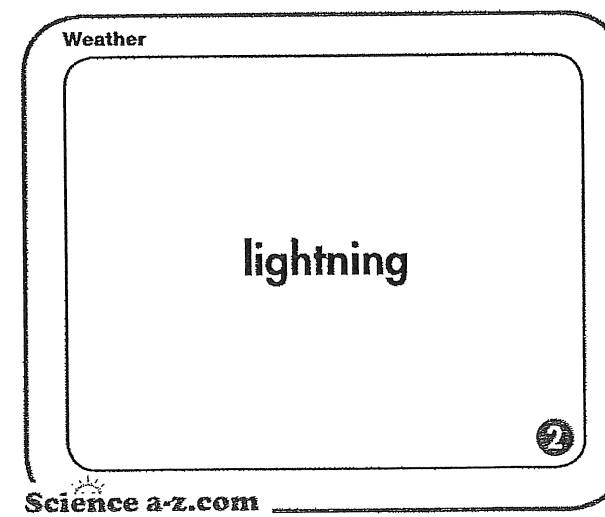
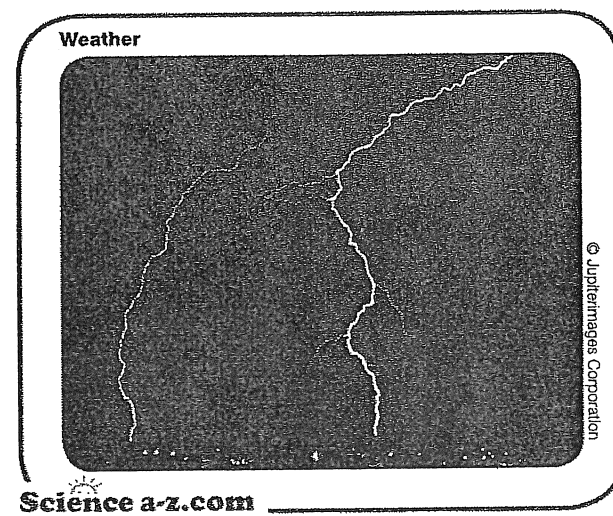


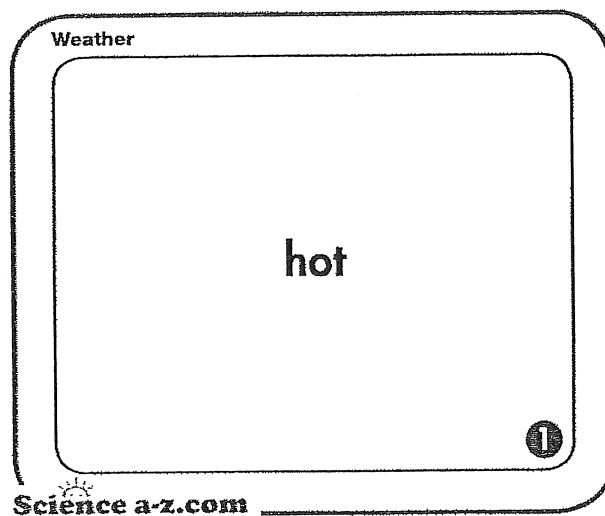
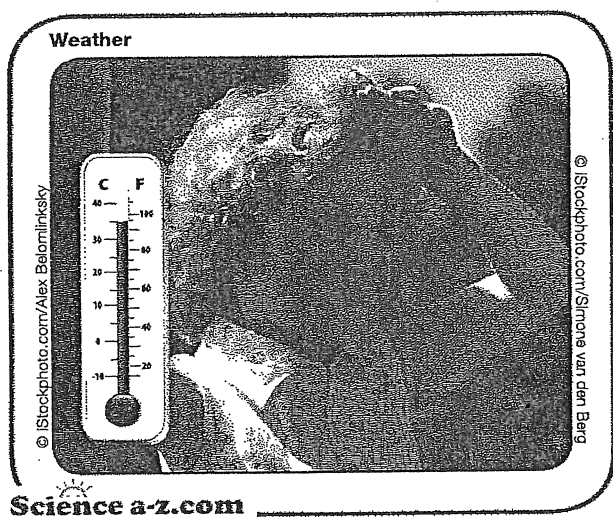
Weather

forecaster







3

Science a-z.com

Cut or Fold




Cut or Fold



Cut or Fold

Weather



© Stockphoto.com/Ingmar Wassmann

Science a-z.com

Weather

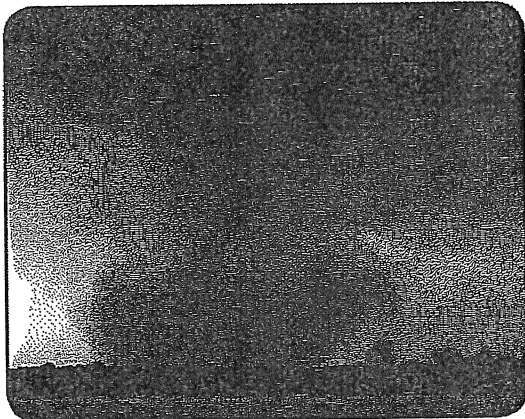
spring

2

Science a-z.com



Weather



© Stockphoto.com/Clint Spencer

Science a-z.com

Weather

tornado

2

Science a-z.com



Weather



© Stockphoto.com/Dimitris Stephanides

Science a-z.com

Weather

wind

2

Science a-z.com

Cut or Fold

Weather :

blizzard

(noun)

 **Science a-z.com** WORD CARD

Weather :

a storm with cold
temperatures, heavy
snow, and strong wind

 **Science a-z.com** DEFINITION CARD

Weather ::

breeze

(noun)

 **Science a-z.com** WORD CARD

Weather ::

a light, slow wind

 **Science a-z.com** DEFINITION CARD

Weather :::

cloud

(noun)

 **Science a-z.com** WORD CARD

Weather :::

a group of drops of
water or pieces of
ice seen in the air

 **Science a-z.com** DEFINITION CARD

Cut or Fold

Weather :::

cold

(adjective)

 **Science a-z.com** WORD CARD

Weather :::

having a low
temperature

 **Science a-z.com** DEFINITION CARD

Weather :::

cool

(adjective)

 **Science a-z.com** WORD CARD

Weather :::

having a temperature
that is between warm
and cold

 **Science a-z.com** DEFINITION CARD

Weather :

drift

(noun)

 **Science a-z.com** WORD CARD

Weather :

a big pile of snow
caused by wind

 **Science a-z.com** DEFINITION CARD

Cut or Fold

Weather :|:|·

fall

(noun)

 **Science a-z.com** WORD CARD

Weather :|:|·

the season when
temperatures get cooler
and days get shorter

 **Science a-z.com** DEFINITION CARD

Weather :

flood

(noun)

 **Science a-z.com** WORD CARD

Weather :

water that flows on land
that is normally dry,
sometimes caused by
too much rain

 **Science a-z.com** DEFINITION CARD

Weather :|:|·

fog

(noun)

 **Science a-z.com** WORD CARD

Weather :|:|·

a cloud on the ground

 **Science a-z.com** DEFINITION CARD

Cut or Fold

Weather ☀️

forecaster

(noun)

Science a-z.com  WORD CARD

Weather ☀️

a person who predicts
what the weather will
be in the future

Science a-z.com  DEFINITION CARD

Weather ☀️

hot

(adjective)

Science a-z.com  WORD CARD

Weather ☀️

having a high
temperature

Science a-z.com  DEFINITION CARD

Weather ☀️

hurricane

(noun)

Science a-z.com  WORD CARD

Weather ☀️

a strong, spinning storm
with heavy rain and
high winds that starts
over an ocean

Science a-z.com  DEFINITION CARD

Cut or Fold

Weather ☼☼☼

lightning

(noun)

 **Science a-z.com** WORD CARD

Weather ☼☼☼

a flash of light in the sky
made by electricity

 **Science a-z.com** DEFINITION CARD

Weather ☼☼☼

precipitation

(noun)

 **Science a-z.com** WORD CARD

Weather ☼☼☼

water that falls from
clouds in the form of
rain, snow, sleet, or hail

 **Science a-z.com** DEFINITION CARD

Weather ☼☼☼

rain

(noun)

 **Science a-z.com** WORD CARD

Weather ☼☼☼

liquid water that falls
from clouds to the earth

 **Science a-z.com** DEFINITION CARD

Cut or Fold

Weather ☼☼☼

season

(noun)

Science a-z.com  WORD CARD

Weather ☼☼☼

a part of the year that
lasts three months;
winter, spring, summer,
and fall

Science a-z.com  DEFINITION CARD

Weather ☼☼☼

snow

(noun)

Science a-z.com  WORD CARD

Weather ☼☼☼

frozen water that falls
from clouds in flakes

Science a-z.com  DEFINITION CARD

Weather ☼☼☼

spring

(noun)

Science a-z.com  WORD CARD

Weather ☼☼☼

the season when
temperatures get warmer
and days get longer


Science a-z.com  DEFINITION CARD

Cut or Fold

Weather :::

storm

(noun)

 **Science a-z.com** WORD CARD

Weather :::

violent weather with
strong winds

 **Science a-z.com** DEFINITION CARD

Weather :::

summer

(noun)

 **Science a-z.com** WORD CARD

Weather :::

the hottest season, when
days are longest

 **Science a-z.com** DEFINITION CARD

Weather :

temperature

(noun)

 **Science a-z.com** WORD CARD

Weather :

the measure of how hot
or cold something is

 **Science a-z.com** DEFINITION CARD

Cut or Fold

Weather ☼☼☼

thunder

(noun)

Science a-z.com  WORD CARD

Weather ☼☼☼

a loud noise
sometimes heard
after lightning strikes

Science a-z.com  DEFINITION CARD

Weather :

tornado

(noun)

Science a-z.com  WORD CARD

Weather :

a storm on land that
spins very fast, often
causing a lot of damage

Science a-z.com  DEFINITION CARD

Weather ☼☼☼

warm

(adjective)

Science a-z.com  WORD CARD

Weather ☼☼☼

having a temperature
that is between cool
and hot

Science a-z.com  DEFINITION CARD

Cut or Fold

Weather :::

weather

(noun)

Science a-z.com WORD CARD

Weather :::

a description of the
temperature, clouds,
rain, wind, and other
conditions in the air

Science a-z.com DEFINITION CARD

Weather :::

wind

(noun)

Science a-z.com WORD CARD

Weather :::

moving air

Science a-z.com DEFINITION CARD

Weather :::

winter

(noun)

Science a-z.com WORD CARD

Weather :::

the coldest season,
when days are shortest

Science a-z.com DEFINITION CARD

Day Four

English Language Arts

- ☐ Sight word practice: come
- ☐ Phonics: CVC words
- ☐ Writing prompt: My favorite bug _____.
- ☐ Reading passage: *My Pet Dog* with comprehension questions

Math

- ☐ Complete 8.4 Reteach Sheet (directions are at the bottom of the page)
- ☐ Complete 9.4 Reteach Sheet (directions are at the bottom of the page)

Science

- ☐ Read Weather snowflake book

Name: _____

Number of Letters: _____

Number of Consonants: _____

Number of Vowels: _____



Read

Trace

Write

come come

Find the Word

come help funny my come
blue down come go said
three come come here come we

Write the Word

--	--	--	--

--	--	--	--

Circle the Word in the Sentence



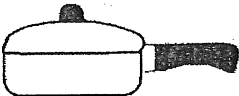







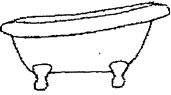









"Come here!" said the boy.

Trace the Bubble Word and Color

come come

Name: _____

Add a silent e to make a new word.


	can		
	pan		
	cap		
	cub		
	fin		
	tub		
	pin		
	man		
	tap		
	rip		

Name: _____ Date: _____


Today is: Monday Tuesday Wednesday Thursday
Friday Saturday Sunday

What is your favorite bug?


grasshopper




beetle



caterpillar



ladybug



Draw a Picture

My favorite bug _____

☆ I used capital letters. ☆ I used spaces. ☆ I used punctuation.

Name: _____


Reading Comprehension

Directions: Read the text 3 times for fluency and color the stars.


I have a pet dog.

My dog is little and brown.

My dog likes his little ball.



1. Check the picture that matches the story.



2. My dog is _____

and _____

3. My dog likes his _____

Name _____

Reteach to Build
Understanding

8-4



$$4 - 3 = \underline{\hspace{2cm}}$$



$$3 + 2 = \underline{\hspace{2cm}}$$



$$5 - 1 = \underline{\hspace{2cm}}$$



$$3 - 3 = \underline{\hspace{2cm}}$$



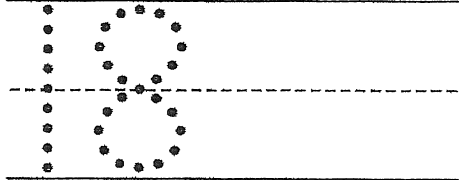
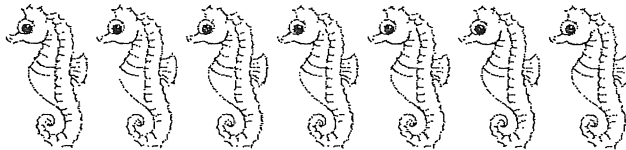
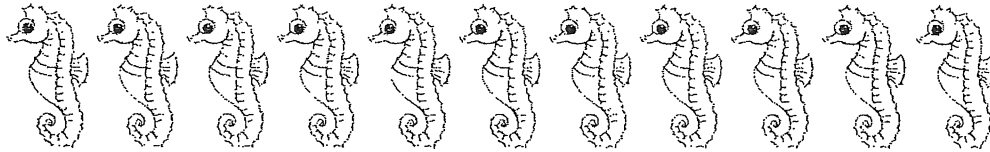
$$2 + 1 = \underline{\hspace{2cm}}$$

Directions Say: ★ You can choose different ways to solve an **equation**. Look at the subtraction problem. Let's draw a picture to solve this equation. Draw 4 marbles to show how many there are in all. How many marbles are taken away? Mark an X on that number of marbles. How many are left? Write the number to complete the equation. Have students share other ways to solve the problem; ② Look at the addition problem. Let's count on to solve the problem. Start at 3 and count two more: 3 ... 4, 5. Have students share other ways to solve the problem. ✂️ Have students solve the equation any way they choose, and then tell how they solved the problem. **On the Back!** Have students write an addition problem, and then choose two different ways to solve it.

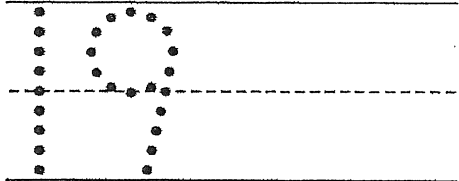

Name _____

Reteach to Build
Understanding
9-4

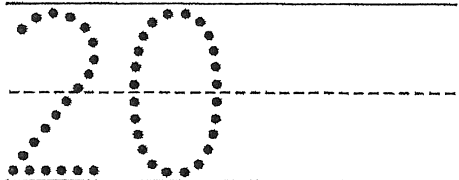

1




2




3



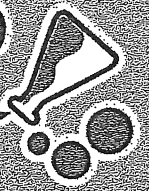
4



5



Directions Say: ★ Look at the sea horses. Let's count them. There are **eighteen** sea horses. Practice writing the number 18; ♀ Let's count the fish. There are 19 fish. Practice writing the number 19; ♂ Let's count the eels. There are 20 eels. Practice writing the number 20; ♥ How many fish hooks are there? Write the number that tells how many; 🐊 How many alligators are there? Write the number that tells how many. **On the Back!** Have students draw a picture to show a group of 20 counters, and then practice writing the number that tells how many.



Be a Scientist!

Fill a cup with ice cubes or snow. Fill another cup with water. Look at them side by side.

Fold a sheet of paper in half.

Label one side **ALIKE** and one side **DIFFERENT**. How are the ice and water in the cups alike? How are they different?



Beyond the Book

Ask your teacher to help you use the Internet. Find pictures of pretty snowflakes. How many different kinds did you see?

FOCUS BOOK

Snowflakes



• Science A-Z •

